

Wefatherm disclaimer

Validity

This Specification Manual is dated June 2017 and replaces older versions. The current technical documentation can be downloaded at www.wefatherm.de.


No part of this technical documentation may be used or reproduced without permission. For information contact the Wefatherm Export Sales Office.


This information contained in this technical manual is based on current information and product design at the time of publication and is subject to change without notification.


Wefatherm GmbH does not guarantee the accuracy, suitability for particular applications, or results to be obtained therefrom.


Important information and pictograms


This manual contains pictograms to emphasize important or beneficial information.


 Important information and safety alerts to take into account

 Update actual version

 Conditions

 Consult the Wefatherm Export Sales Office

 Information on the internet

 Benefit

Validity of technical information

Please check for your safety and for the proper application of our products at regular intervals if your present Specification Manual has been replaced by a new version. The issue date is always mentioned on the cover. The valid technical information can be obtained at your Wefatherm wholesaler, the Wefatherm Export Sales Office and be downloaded at www.wefatherm.de.

Safety and operating instructions

- Read the safety and operating instructions for your own safety and the safety of others carefully and completely before starting the installation
- Store the operating instructions and keep them available
- If the safety instructions or installation instructions are unclear, please contact the Wefatherm Export Sales Office
- Ignoring safety instructions can cause property damage or personal injury


Disclaimer

Follow all applicable national and international assembly, installation, accident prevention, safety regulations and the information in this Specification Manual during the installation of piping systems.

Also follow the applicable laws, standards, guidelines, regulations and instructions for environmental protection, professional associations and the local utility companies.

Intended use

The system components and the joining techniques may only be designed, engineered, installed and operated as described in this Specification Manual. Any other use is improper and therefore inadmissible.

 The planning and installation instructions are directly related to the respective Wefatherm product. The reference to standards or regulations is on a general level. Be aware of the current status of guidelines, standards and regulations. Other standards, regulations and guidelines regarding the planning, installation and operation of drinking water or building systems need to be taken into account also and are not part of this Specification Manual.

Personnel requirements

- Allow installation only to be performed by authorized and trained people
- Allow work on electrical installations or parts only to be performed by specially trained and authorized personnel

General precautions

- Keep your work area clean and free of obstructing objects
- Provide adequate lighting of your work area
- Keep unauthorized persons away of tools and the work area, especially at renovations in inhabited areas
- Use only Wefatherm system components. The use of non-system components can lead to accidents or other hazards

Disclaimer

Workwear



Wear suitable work clothing



Wear a safety helmet



Wear safety shoes



Wear safety glasses



Wear hearing protection



Improper use can cause severe cuts, bruising or dismemberment



During assembly

- Always read and follow the operating instructions of the respective used tool.
- Improper use of tools can cause severe cuts, cause bruising or dismemberment.
- Improper use of tools can damage components and cause leaks.
- Pipe cutters have a sharp blade. Store and handle without risk of injury.
- Note the safety distance between holding hand and cutting tool when cutting the pipes.
- Never grip the cutting zone of the tool or moving parts during the cutting process.
- Pull out the AC power plug for maintenance or relocation activities and protect it against unintentional switching on.



Operating parameters

When the operating parameters are exceeded, pipes, fittings and joints will be overloaded. Exceeding the operating parameters is therefore not permitted. Ensure compliance with the operating parameters with safety and control facilities (such as pressure reducing valves or safety valves).



Applications not covered in this Specification Manual (special applications) require consultation with our technical department. For specific advice consult the Wefatherm Export Sales Office.